

4-SPEED, 3-SPEED, AUTOMATIC & RELATED ITEMS

1963-64	<p>BACK-UP LIGHT SWITCH (4-SPEED) The 4-Speed Back-Up Light Switch fits all cars equipped with a 4-Speed Transmission</p> <p>C2AZ-15520E</p>		\$65
1963-64	<p>BACK-UP SWITCH 3-Speed Standard or 3-Speed with Overdrive</p> <p>C0AZ-15520A Replacement</p>		\$45
1964	<p>AUTOMATIC LOWER SHIFT BOOT This is the lower rubber shift boot that mounts onto the floor of the car below the console. The automatic floor shift lever goes through this rubber boot. It seals the opening in the transmission tunnel so that water and dirt does not get into the car.</p> <p>C4AZ-7277C</p>		\$70
1963	<p>4-SPEED SHIFT BOOT WITHOUT CONSOLE</p> <p>C2AZ-7277A</p>		\$37
1964	<p>4-SPEED SHIFT BOOT WITHOUT CONSOLE Also used as lower boot with console on all 63 & 64 XLs</p> <p>C2AZ-7277G</p>		\$37
1963-64	<p>4-SPEED SHIFT BOOT BEZEL (RING) WITHOUT CONSOLE</p> <p>ALL. Round Base with 4 7/8" Bolt Pattern This is an exact reproduction of the original Flat Style round 4-speed shift boot bezel.</p> <p>C2AZ-7262A Made in USA</p>		\$50

1963-64

4-SPEED SHIFT BOOT BEZEL WITH CONSOLE

All cars built from 12/3/62
3 13/16"x5 11/16" x 3 1/4"x5 15/16"
Bolt Pattern+

There were 2 different console shift boot bezels.
Ford made an early and a late style.
This is the late style used from Mid-1963 on through 1964



Made in USA

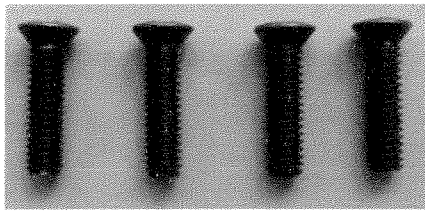
C3AZ-7262A

\$65

1963/64

4-SPEED 500XL CONSOLE SHIFT BOOT BEZEL MOUNTING SCREWS

This special screw mounts the Galaxie 500XL shift boot bezel and shift boot onto the console top plate.




53264-S

\$3.00
Package of 4

1963

4-SPEED SHIFT KNOB
For cars with a BENCH SEAT

All Galaxie 500s, Galaxie and 300s
Will also fit 1961 and 1962



This hard-to-find knob is an excellent reproduction
That has the correct knurled center band, white
4-speed shift pattern and threaded steel insert.

C2AZ-7213B


MADE IN USA

\$99.95

1963-64

4-SPEED SHIFT KNOB

All 1963-63 1/2-64 500XL 4-Speeds
All 1964 4-Speeds



C2AZ-7213AR

Made in USA

\$30

1963-64

**COLUMN SHIFT CONTROL SELECTOR
LEVER SOCKET ASSEMBLY**

Collar that the gear shift lever fits into. Die-Cast



C2OZ-7228G

3-Speed Standard Shift

\$85

C4AZ-7228A

All Automatics Column Shift

\$85

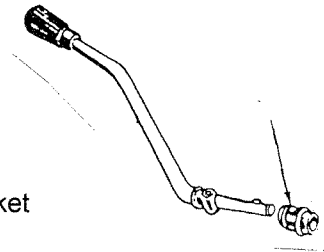
1963-64

GEAR SHIFT LEVER INSULATOR

Column Shift with 3-Speed and Automatic
All Models

1" Long-3/4" O.D. and 11/16" O.D. 3/8" I.D.

Rubber Sleeve that fits into gear shift lever socket
where shift lever enters collar



B8S-7246A

\$9

1963-64

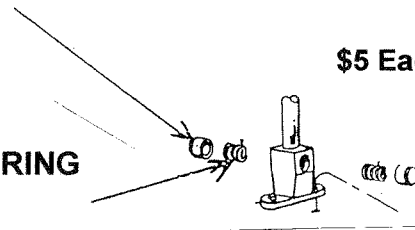
GEARSHIFT LEVER TRUNION

2 Required

All with 4-Speed

C2AZ-7B125A

\$5 Each



1963-64

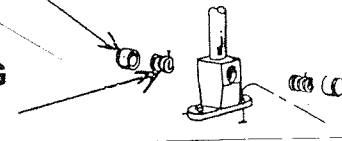
GEARSHIFT LEVER TRUNION SPRING

2 Required

All with 4-Speed

C2AZ-7208A

\$2.75 Each



1963-64

**GEAR SHIFT SELECTOR ARM BUSHING
AND INSULATOR KIT**

All 3-Speed or 3-Speed with Overdrive Manual Transmissions

Automatic Column Shift with CM or FM2 Transmission

Consists of 2 Insulators and 4 Bushings

B9AZ-7343A

\$8



1963-64

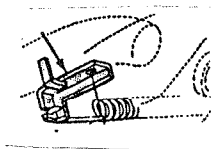
**CLUTCH FORK RELEASE SPRING BRACKET
427 ONLY**

Bracket mounted on crossmember that clutch fork spring
Attaches to. This bracket is always missing on 427 cars.

Made in USA

C3AZ-7542A

\$45.95



1963-64

CLUTCH PEDAL ROD BUSHING

Bushing where clutch pedal rod fits into clutch pedal arm under the dash.



C0AZ-7526B All

\$2.50 Each

1963-64

CLUTCH FORK ADJUSTING ROD

All 390-352-223 with 4-Speed, 3-Speed, 3-Speed Overdrive Transmission
All 289-260 with 3-Speed Overdrive Transmission

Some 406 4-Speed, 3-Speed or 3-Speed Overdrive Transmission

This is the adjustable clutch rod that attaches to the equalizer bar and pushes the clutch fork.

Made in USA



C3AZ-7521E

\$27.50

1963-64

CLUTCH FORK ADJUSTING ROD

All 427s or any Big Block using the 427 Cast Iron Headers

Made in USA



C3AZ-7521D

\$85

1963-64

CLUTCH FORK RETRACTING SPRING

This is the specially formed spring that goes from the outer end of the clutch fork to the engine crossmember.

Fits All 406-390-352-289-260 V8

10 1/2" Long 3 1/2" Coils

MADE IN USA



C3AZ-7523A

\$19

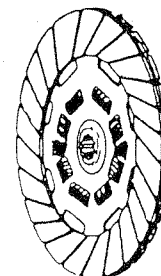
1963-64

CLUTCH DISC

406-390

11" Diameter 10 Spline 8 Springs
All 4-Speed and 3-Speed

MADE IN USA



C3AZ-7550C

NOS

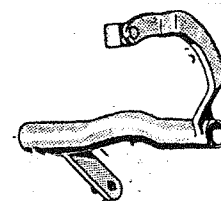
\$75

1963-64

**CLUTCH RELEASE EQUALIZER BAR 427
CLUTCH CROSS SHAFT**

This is the special equalizer shaft used on all 427s or any Big Block equipped with 427 cast iron headers and a 4-speed

Made in USA



C3AZ-7528G

\$250

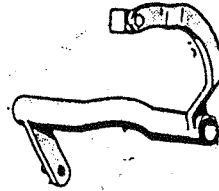
1963-64

CLUTCH EQUALIZER BAR (Z-BAR)

406-390-352-223

406 with Short Headers

Made in USA



C3AZ-7528F

\$150

1963-64

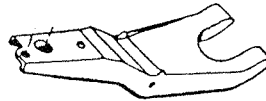
CLUTCH RELEASE LEVER ASSEMBLY

CLUTCH FORK

All with T-10 4-Speed

427-406-390-352

11½" Long



C3AZ-7515 B or C

NOS

\$85

1963-64

CLUTCH FORK RUBBER BOOT

All 427-406-390-352 equipped with a 4-Speed/
3-Speed/3-Speed Overdrive



C3AZ-7513A

\$24

1963-64

CLUTCH RELEASE LEVER ANTI-RATTLE SPRING

All 4-Speed, 3-Speed, 3-Speed Overdrive



AB-7562A

\$9

1963-64

CLUTCH RELEASE EQUALIZER SHAFT BALL

All 352-390-406-427 with Standard Transmission

Clutch release shaft rides on this ball at both the engine
and frame mounts

1" O.D.-5/8" I.D. -1/2" Thick



C1AA-7543A

\$5 Each

1963-64

CLUTCH RELEASE EQUALIZER SHAFT BALL

All 223 6 Cyl. - 260-289 V8s

Clutch release shaft rides on this ball

¾" O.D.-7/16" I.D. -1/2" Thick



C1DD-7543A

\$5 Each


1963-64

CLUTCH RELEASE EQUALIZER SHAFT FELT WASHERS

2 Required

All Standard Shift

351517 (S)



\$2 Each

1963-64

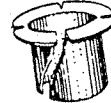
**BRAKE AND CLUTCH PEDAL MOUNTING
BRACKET BUSHING**

All Models

1 for Automatic

2 for Standard Shift

B7AZ-2471A



\$2.50 Each

1963-64

TRANSMISSION 4-SPEED SHIFT LEVERS

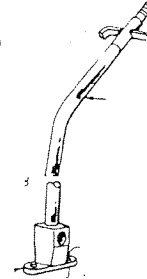
All Models

Bench Seat or Bucket Seats

1963-64

**TRANSMISSION 4-SPEED LOWER SHIFT
MECHANISM WITH RODS**

T-10 and Toploader



INQUIRE

INQUIRE